

## Maternity - Rh (D) Immunoglobulin (Anti D)

**Summary** This guideline provides direction to NSW maternity service providers, emergency departments and general practitioners regarding the use of Rh (D) Immunoglobulin (Anti-D). Rh (D) Immunoglobulin is used as a prophylactic treatment and or treatment for potential sensitising events for Rh negative women who are pregnant or recently pregnant (up to 10 days post pregnancy cessation).

**Document type** Guideline

**Document number** GL2015\_011

**Publication date** 16 September 2015

**Author branch** Agency for Clinical Innovation

**Branch contact** (02) 9464 4711

**Review date** 16 September 2023

**Policy manual** Patient Matters

**File number** 11/5075

**Previous reference** N/A

**Status** Review

**Functional group** Clinical/Patient Services - Maternity, Nursing and Midwifery

**Applies to** Local Health Districts, Board Governed Statutory Health Corporations, Chief Executive Governed Statutory Health Corporations, Affiliated Health Organisations, Community Health Centres, Environmental Health Officers of Local Councils, Ministry of Health, Public Health Units, Public Hospitals, NSW Health Pathology

**Distributed to** Public Health System, Divisions of General Practice, Ministry of Health, Private Hospitals and Day Procedure Centres, Tertiary Education Institutes

**Audience** General practitioners;all clinicians in Maternity Services;Emergency Departments

## **MATERNITY – Rh (D) IMMUNOGLOBULIN (ANTI-D)**

### **PURPOSE**

This guideline provides direction to NSW maternity service providers, emergency departments and general practitioners regarding the care of rhesus (Rh) (D) negative women and the use of Rh (D) Immunoglobulin (Anti-D).

Rh (D) Immunoglobulin is used as prophylaxis treatment and or treatment for potential sensitising events for Rh negative women who are pregnant or recently pregnant (up to 10 days post pregnancy cessation).

### **KEY PRINCIPLES**

All pregnant women should be typed for ABO and Rh (D) as early as possible during each pregnancy.

All Rh negative women who are pregnant or recently pregnant (up to 10 days post pregnancy cessation), should be provided with information both verbal and written on their rhesus status and Rh (D) Immunoglobulin.

All Rh negative women who are pregnant or recently pregnant (up to 10 days post pregnancy cessation), should be offered Rh (D) Immunoglobulin prophylactically and or for potential sensitising events.

All Rh negative women should sign the consent/decline to treatment form.

### **USE OF THE GUIDELINE**

The guideline for the use of Rh (D) Immunoglobulin should be used by general practitioners and all staff working in NSW Health Maternity Services or Emergency Departments who are providing care to Rh negative women who are pregnant or recently pregnant (up to 10 days post pregnancy cessation).

- Midwives
- Nurses
- Obstetricians
- Medical Officers
- General Practitioners

## REVISION HISTORY

| Version                      | Approved by  | Amendment notes   |
|------------------------------|--|---|
| September-2015<br>GL2015_011 | Deputy Secretary,<br>Population and<br>Public Health | Replaces GL2014_017. Additional guidance provided on when to do a feto-maternal haemorrhage test.   |
| August-2014<br>GL2014_017    | Deputy Secretary,<br>Population and<br>Public Health | Replaces PD2006_074. Provides greater guidance around recommendations however clinical information remains the same. Additions are an algorithm as a quick guide for clinical staff and a statewide patient consent form. |
| 29-Aug-2006<br>PD2006_074    | Director-General                                     | Revised policy replacing PD2005_524   |
| 22-Feb-2005<br>PD2005_524    | Director-General                                     | New policy  |

## ATTACHMENTS

1. Guideline: Maternity – Rh (D) Immunoglobulin (Anti-D)

**MATERNITY**  
**+ RH(D)**  
**IMMUNOGLOBULIN**  
**(ANTI D)**  
**GUIDELINE**

## CONTENTS

|          |  |           |
|----------|--|-----------|
| <b>1</b> | <b>INTRODUCTION.....</b>                                       | <b>1</b>  |
| 1.1      | Purpose.....   | 1         |
| 1.2      | Background.....  | 1         |
| 1.3      | Product information, ordering and distribution .....           | 1         |
| 1.3.1    | Table 1: Product information .....                             | 1         |
| 1.4      | Relevant NSW Health Policy Directives and Guidelines .....     | 2         |
| 1.5      | Abbreviations .....  | 2         |
| 1.5.1    | Table 2: Abbreviations .....                                   | 2         |
| <b>2</b> | <b>RHESUS (D) STATUS IN PREGNANT WOMEN: CARE PATHWAY .....</b> | <b>3</b>  |
| <b>3</b> | <b>USE OF Rh (D) IMMUNOGLOBULIN<sup>1</sup>.....</b>           | <b>4</b>  |
| 3.1      | Table 3: Use of Rh (D) Immunoglobulin.....                     | 4         |
| <b>4</b> | <b>ADMINISTRATION OF Rh (D) IMMUNOGLOBULIN.....</b>            | <b>5</b>  |
| 4.1      | Table 2: Rh (D) Immunoglobulin Dosage.....                     | 5         |
| 4.2      | Routine testing .....  | 5         |
| 4.2.1    | First antenatal visit.....                                     | 5         |
| 4.2.2    | Testing at 28 weeks gestation.....                             | 6         |
| 4.2.3    | Testing at birth .....   | 6         |
| 4.3      | Feto-maternal Haemorrhage (FMH) Testing.....                   | 6         |
| 4.4      | Treatment.....   | 7         |
| 4.4.1    | Potential sensitising events.....                              | 7         |
| 4.4.2    | Antenatal prophylaxis.....                                     | 7         |
| 4.4.3    | Prophylaxis following birth.....                               | 8         |
| <b>5</b> | <b>CONSENT TO TREATMENT .....</b>                              | <b>8</b>  |
| <b>6</b> | <b>ADDITIONAL RESOURCES.....</b>                               | <b>9</b>  |
| <b>7</b> | <b>REFERENCES.....</b>   | <b>10</b> |
| <b>8</b> | <b>APPENDIX 1 RH (D) IMMUNOGLOBULIN PATIENT CONSENT .....</b>  | <b>11</b> |
| <b>9</b> | <b>ATTACHMENT 1: IMPLEMENTATION CHECKLIST .....</b>            | <b>13</b> |

## 1 INTRODUCTION

### 1.1 Purpose

This guideline provides direction to NSW maternity service providers, emergency departments and general practitioners regarding the care of rhesus (Rh) (D) negative women and the use of Rh (D) Immunoglobulin (Anti-D). Table 1 gives a summary of the recommendations for the use of Rh (D) Immunoglobulin.

### 1.2 Background

Rh (D) Immunoglobulin (Anti-D) is used to protect against Haemolytic Disease of the Newborn (HDN) which has the potential to occur in neonates born to women with Rh (D) negative blood. HDN prevention in neonates is vital owing to the potentially serious complications that can occur.

### 1.3 Product information, ordering and distribution

#### 1.3.1 Table 1: Product information

| Product                 | Presentation                      | Dose    | Administration                         |  |
|-------------------------|-----------------------------------|---------|--|--|
| Rh(D) Immunoglobulin-VF | Single vial                       | 250 IU  | Slow deep intramuscular injection      | <a href="#">Table 2</a> page 3                                   |
| Rh(D) Immunoglobulin-VF | Single vial                       | 625 IU  | Slow deep intramuscular injection      | <a href="#">Table 2</a> page 3<br><a href="#">Table 3</a> page 4 |
| Rhophylac®              | Single-use prefilled 2 mL syringe | 1500 IU | Intravenous or intramuscular injection | <a href="#">Table 2</a> page 3<br><a href="#">Table 3</a> page 4 |

**NOTE:** At times a substitute product may be provided from supplier

For detailed product information see:

Rh (D) Immunoglobulin - CSL product information at

[http://www.csl.com.au/s1/cs/auhq/1196562765747/Web\\_Product\\_C/1196562710368/ProductDetail.htm](http://www.csl.com.au/s1/cs/auhq/1196562765747/Web_Product_C/1196562710368/ProductDetail.htm)

Rhophylac® - CSL product information at

[http://www.csl.com.au/s1/cs/auhq/1196562765747/Web\\_Product\\_C/1255926737064/ProductDetail.htm](http://www.csl.com.au/s1/cs/auhq/1196562765747/Web_Product_C/1255926737064/ProductDetail.htm)

Australian Rh (D) Immunoglobulin-VF and Rhophylac® is produced by CSL Limited and is distributed by the Australian Red Cross Blood Service to registered Australian Hospital Providers.

## 1.4 Relevant NSW Health Policy Directives and Guidelines

This guideline should be read in conjunction with the following policy directives:

PD2012\_016 Blood - Management of Fresh Blood Components

([http://www0.health.nsw.gov.au/policies/pd/2012/PD2012\\_016.html](http://www0.health.nsw.gov.au/policies/pd/2012/PD2012_016.html))

PD2005\_406 Consent to medical treatment – Patient Information

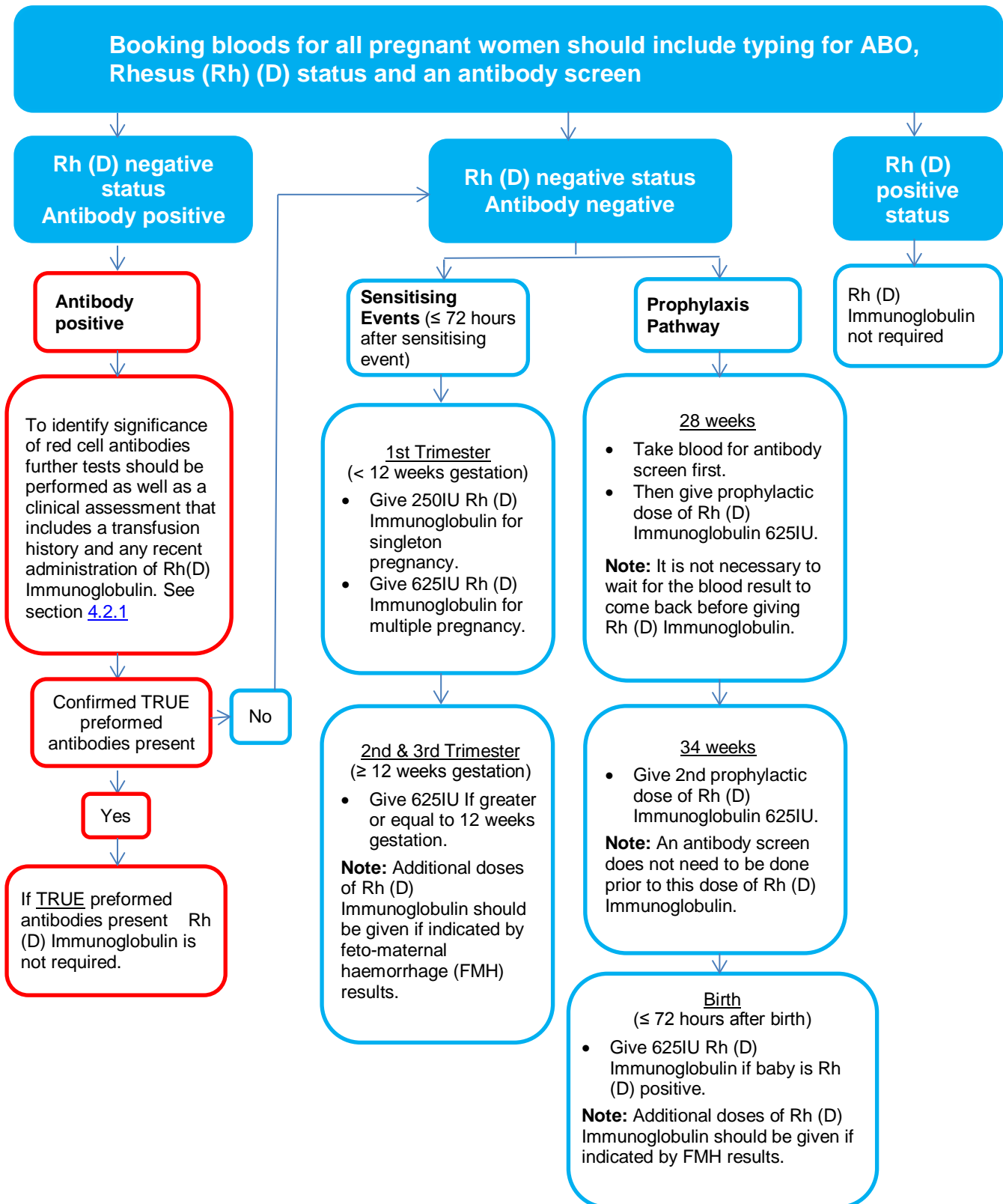
([http://www.health.nsw.gov.au/policies/PD/2005/pdf/PD2005\\_406.pdf](http://www.health.nsw.gov.au/policies/PD/2005/pdf/PD2005_406.pdf))

## 1.5 Abbreviations

### 1.5.1 Table 2: Abbreviations

| Abbreviations |  |
|---------------|--|
| Rh            | Rhesus   |
| FMH           | Feto-maternal haemorrhage  |
| mL            | Millilitre   |
| DAT           | Direct antibody test (also known as the Coombs test). For the purpose of this guideline DAT will be used |
| BMI           | Body Mass Index  |

## 2 RHESUS (D) STATUS IN PREGNANT WOMEN: CARE PATHWAY



**NOTE:** If Rh (D) Immunoglobulin has not been administered within 72 hours of either a sensitising event or birth a dose offered within 9 - 10 days may still provide protection<sup>1</sup>.



### 3 USE OF Rh (D) IMMUNOGLOBULIN<sup>1</sup>

#### 3.1 Table 3: Use of Rh (D) Immunoglobulin

| POTENTIAL SENSITISING EVENTS*  |   | PROPHYLAXIS   |  |
|--|---|---|--|
| 1st Trimester<br>(< 12 weeks gestation)  | 2nd and 3rd Trimester<br>(≥ 12 weeks gestation)   | Antenatal   | Postnatal  |
| <b>Indication:</b><br>Potential sensitising event.   | <b>Indication:</b><br>Potential sensitising event.  | <b>Indication:</b><br>All Rh (D) negative women at 28 and 34 weeks gestation with no preformed anti-D antibodies. | <b>Indication:</b><br>All Rh (D) negative women who give birth to a Rh (D) positive baby unless it has been clearly documented that the woman already has preformed antibodies (alloimmunisation). |
| <b>Product &amp; Dose</b><br>Rh (D) immunoglobulin-VF<br><b>250 IU</b> for singleton pregnancies<br><b>625 IU</b> for multiple pregnancies | <b>Product &amp; Dose</b><br>Rh (D) immunoglobulin-VF<br><b>625 IU</b> with additional doses to be given as indicated by results from the assessment of foeto-maternal haemorrhage. | <b>Product &amp; Dose</b><br>Rh (D) Immunoglobulin-VF<br><b>625 IU.</b>   | <b>Product &amp; Dose</b><br>Rh (D) Immunoglobulin-VF<br><b>625 IU</b> with additional doses to be given as indicated by the results from the assessment of foeto-maternal haemorrhage.            |
| <b>Route of administration:</b><br>Given slowly by deep intramuscular injection  | <b>Route of administration:</b><br>Given slowly by deep intramuscular injection   | <b>Route of administration:</b><br>Given slowly by deep intramuscular injection                                   | <b>Route of administration:</b><br>Given slowly by deep intramuscular injection  |

**NOTE: In some circumstances, intravenous administration of Rh (D) Immunoglobulin may be warranted in which case the intravenous preparation of Rh (D) Immunoglobulin (RHOPHYLAC®) should be used.**

#### \*POTENTIAL SENSITISING EVENTS

Including:

- ectopic pregnancy
- termination of pregnancy
- miscarriage
- ultrasound guided procedures such as:
  - chorionic villus sampling
  - amniocentesis
  - cordocentesis
  - fetoscopy
- abdominal trauma that causes uterine activity and or abdominal pain
- antepartum haemorrhage
- external cephalic version
- birth

**NOTE:** Rh (D) Immunoglobulin prophylaxis is a completely separate administration from Rh (D) Immunoglobulin required for potentially sensitising events regardless of when Rh (D) Immunoglobulin has previously been administered.

#### CONTRAINDICATIONS

Rh (D) Immunoglobulin should not be given to women:

- with preformed anti-D antibodies (alloimmunisation), except where the preformed antibodies are due to antenatal administration of Rh (D) Immunoglobulin;
- who are Rh (D) positive;
- who are Immunoglobulin A deficient, unless they have been tested and shown not to have circulating anti-IgA antibodies;
- with a history of anaphylactic or other severe systemic reaction to Immunoglobulins.

For women with severe thrombocytopenia or a coagulation disorder that contraindicates intramuscular injection, the intravenous preparation of Rh (D) Immunoglobulin should be used.

## 4 ADMINISTRATION OF Rh (D) IMMUNOGLOBULIN

Prophylactic Rh (D) Immunoglobulin and Rh (D) Immunoglobulin administered for potentially sensitising events should be viewed as a completely separate administration. Prophylactic Rh (D) Immunoglobulin is not an alternative to Rh (D) Immunoglobulin administered for potentially sensitising events and vice versa. Prophylactic Rh (D) Immunoglobulin should be given irrespective of whether Rh (D) Immunoglobulin has been administered for a potentially sensitising event. Similarly, potential sensitising events that occur after administration of Prophylactic Rh (D) Immunoglobulin should be covered with an additional dose of Rh (D) Immunoglobulin 625IU/mL; unless foeto-maternal haemorrhage (FMH) test indicates that a larger dose is required<sup>2</sup>.

If Rh (D) Immunoglobulin has not been administered within 72 hours of either a sensitising event or birth a dose offered within 9 - 10 days may still provide protection<sup>1</sup>.

### 4.1 Table 2: Rh (D) Immunoglobulin Dosage

| Rh (D) Immunoglobulin dosage as determined by size of FMH  |   |
|--|---|
| <i>This table is a guide:<br/>It should only be used when laboratory results do not indicate number of vials to be administered.</i> |   |
| Estimated FMH (mL)   | Rh (D) Immunoglobulin vials (625IU/mL) required |
| 3mL  | 1   |
| 6mL  | 1   |
| 12mL   | 2   |
| 18mL   | 3   |
| 24mL   | 4   |

If FMH is > 15mL always consult with Haematology and consider intravenous administration of Rh (D) Immunoglobulin (RHOPHYLAC®)

For further information see *Guidelines for Laboratory Assessment of Fetomaternal Haemorrhage*, 2002, Australian & New Zealand Society of Blood Transfusion website:  
[http://www.anzsbt.org.au/publications/documents/ANZSBTguide\\_Nov02a.pdf](http://www.anzsbt.org.au/publications/documents/ANZSBTguide_Nov02a.pdf)

### 4.2 Routine testing

#### 4.2.1 First antenatal visit

ABO and Rh (D) typing for all pregnant women should occur as early as possible during each pregnancy and preferably at the first antenatal appointment. All current results should be reviewed with historical records and any discrepancies identified should be fully investigated and resolved<sup>2</sup>.

Antibody screening should be undertaken in conjunction with ABO and Rh (D) typing. Detection at the first antenatal visit of any antibody is abnormal and further clinical assessment should occur<sup>2</sup> and includes:

- Test to identify the presence of clinically significant red cell antibodies
- Assessment of the clinical significance of the antibody detected
- Previous transfusion history

- History of recent administration of Rh (D) Immunoglobulin (*if Anti D antibody detected*)

**Note:** If the woman is identified as being antibody positive she should have antibody levels measured every 4 weeks and the results between tests compared. Further testing should be considered if there is a rise in antibody levels between measurements<sup>2</sup>.

#### 4.2.2 Testing at 28 weeks gestation

All Rh (D) negative women should have an antibody screen at 28 weeks<sup>2</sup>.

For Rh (D) positive women, her individual circumstances and assessment by a clinician will determine the need for the decision to repeat the antibody screen at 28 weeks<sup>2</sup>.

The blood sample for the antibody screen should be drawn prior to Rh (D) negative women receiving the Rh (D) Immunoglobulin injection. Antibody screening at 28 weeks gestation should still occur even in the event of Rh (D) Immunoglobulin administration for an earlier sensitising event. The date of administration of the Rh (D) Immunoglobulin should be clearly stated on the request form to assist with interpretation of the result<sup>2</sup>.

As most Rh (D) negative women will not be sensitised, it is acceptable for Rh (D) Immunoglobulin to be administered immediately after the blood sample has been taken, and before results are available<sup>2</sup>.

Further antibody screening in Rh (D) negative women without preformed antibodies is not required<sup>2</sup>.

Further information on the protocol for antibody screening in Rh D negative women during pregnancy is given in the Guidelines for Blood Grouping & Antibody Screening in the Antenatal and Perinatal Setting published by the Australian & New Zealand Society of Blood Transfusion (March 2007) available at:

[http://www.anzsbt.org.au/publications/documents/Antenatal\\_Guidelines\\_Mar07.pdf](http://www.anzsbt.org.au/publications/documents/Antenatal_Guidelines_Mar07.pdf)

#### 4.2.3 Testing at birth

At birth, cord blood should be collected from all babies of Rh (D) negative mothers to determine:

- ABO blood type
- Rh (D) status
- Direct antiglobulin levels (Direct Antiglobulin Test (DAT))

As soon as possible after birth and preferably within 72 hours all Rh (D) negative women should have a:

- Antibody screen
- FMH test to determine the dose of Rh (D) Immunoglobulin to be given<sup>2</sup>.

### 4.3 Feto-maternal Haemorrhage (FMH) Testing

Prior to the administration of Rh D Immunoglobulin Feto-maternal Haemorrhage (FMH) testing should be done:

- For all potentially sensitising events that occur after the first trimester
- After birth

To check for clearance of fetal cells repeat FMH testing should occur 48 hours after IV administration or 72 hours after IM administration of Rh Immunoglobulin:

- If initial FMH result detects fetal blood > 4 mL
- In any woman with a positive FMH and a Body Mass Index (BMI)  $\geq$  30 at booking

**Note:** Repeat FMH testing should occur in conjunction with repeat antibody testing irrespective of BMI

## 4.4 Treatment

### 4.4.1 Potential sensitising events

Potential sensitising events include<sup>1,3</sup>:

- Ectopic pregnancy
- Miscarriage
- Termination of pregnancy
- Ultrasound guided procedures including:
  - Chorionic villus sampling
  - Amniocentesis
  - Cordocentesis
  - Fetoscopy
- Abdominal trauma that causes uterine activity and or abdominal pain
- External cephalic version
- Antepartum haemorrhage
- Birth.

In the event of potentially sensitising events during the first trimester of pregnancy where Rh (D) Immunoglobulin is recommended it should be administered as soon as possible after the sensitising event and ideally within 72 hours<sup>1</sup>.

More detail on the clinical indications for the use of Rh (D) Immunoglobulin in potentially sensitising events is available from the Australian Red Cross Blood Service / Royal Australian & New Zealand College of Obstetricians & Gynaecologists publication *Guidelines on the prophylactic use of Rh D immunoglobulin (anti-D) in obstetrics*.

In the event of potentially sensitising events that occur after the first trimester, blood should be taken prior to the administration of Rh (D) Immunoglobulin to determine the extent of possible FMH. Additional doses of Rh (D) Immunoglobulin should be administered as indicated from the results of testing. There are a variety of methods to assess FMH<sup>3</sup>. For further information see *Guidelines for Laboratory Assessment of Fetomaternal Haemorrhage*, 2002, Australian & New Zealand Society of Blood Transfusion website:

[http://www.anzsbt.org.au/publications/documents/ANZSBTguide\\_Nov02a.pdf](http://www.anzsbt.org.au/publications/documents/ANZSBTguide_Nov02a.pdf)

### 4.4.2 Antenatal prophylaxis

Rh (D) Immunoglobulin should be administered at 28 and 34 weeks gestation **only if the mother is Rh (D) negative** and has **no preformed** anti-D antibodies<sup>1</sup>. If Rh (D)

Immunoglobulin has been given for a potentially sensitising event, antenatal prophylaxis should still be administered<sup>1</sup>.

Prior to administration of Rh (D) Immunoglobulin the administering clinician and the clinician providing verification should check against the pathology result form to confirm:

- Right patient
- Blood group
- Most recent red cell antibody status.

**Note:** As most Rh (D) negative women will not be sensitised, it is acceptable at the 28 week prophylactic administration for Rh (D) Immunoglobulin to be administered immediately after the blood sample for the antibody screen has been taken, and before results are available<sup>2</sup>.

**Note:** Rh (D) immunoglobulin should not be administered to women who have been identified with true preformed antibodies (alloimmunised)<sup>1</sup>.

#### 4.4.3 Prophylaxis following birth

Prior to postnatal administration of Rh (D) Immunoglobulin two clinicians should:

- Check mother's blood group and Rh (D) antibody status
- Check baby's blood group and Rh (D) status
- Confirm requirement for Rh (D) Immunoglobulin to be administered to the mother when:
  - Mother is Rh (D) negative and has no true preformed antibodies
  - Baby is Rh (D) positive.

**Unless** it is clearly documented that the mother already has performed antibodies (alloimmunisation), the mother should receive 625 IU Rh (D) Immunoglobulin plus additional doses as indicated from the FMH test<sup>1</sup>.

**Note:** Rh (D) Immunoglobulin should be administered to a mother who is Rh (D) negative if cord blood or other sample cannot be obtained from the baby. In this instance the baby should be considered Rh (D) positive<sup>2</sup>.

## 5 CONSENT TO TREATMENT

Women should be advised that Rh (D) Immunoglobulin is a blood product and provided with a clear explanation of the potential risks and benefits of receiving Rh (D) Immunoglobulin<sup>5</sup>. Written information should also be provided in an approved brochure such as [You and Your Baby; Important Information for Rh \(D\) Negative Women 2010](#) published by CSL and The Australian Red Cross Blood Service.

The discussion and the provision of written information should be documented in the medical record<sup>5</sup>.

### Consent or refusal

- Written consent should be obtained prior to administration of Rh (D) Immunoglobulin prophylaxis by completing the *Rh (D) Immunoglobulin Patient Consent Form* ([Appendix 1](#)).

- If a woman declines all or part of the recommended Rh (D) Immunoglobulin prophylactic administration programme this should be documented on the *Rh (D) Immunoglobulin Patient Consent Form* ([Appendix 1](#)).
- If a women declines Rh (D) Immunoglobulin recommended for sensitising events this should be documented on the *Rh (D) Immunoglobulin Patient Consent Form* ([Appendix 1](#)).

As per Policy Directive PD2012\_016 *Blood - Management of Fresh Blood Components* it is not necessary to seek the patient's consent for each of the subsequent stages of the Rh (D) Immunoglobulin treatment program. However, the patient's consent is required and should be documented if a new treatment is proposed which was not previously explained to the patient or where alternative treatments become available or if new risks associated with the treatment are identified.

If a woman declines treatment, this should be recorded along with the reason in both the medical record and on the consent form. For further information about consent to treatment refer to the NSW Health Policy Directive PD2005\_406 *Consent to Medical Treatment – Patient Information*.

## 6 ADDITIONAL RESOURCES

Australian Red Cross Blood Service at <http://www.transfusion.com.au/>

Australian Red Cross Blood Service and CSL Limited, Biotherapies Division patient brochure *You and Your Baby; Important Information for Rh (D) Negative Women*. This brochure is available free at the time of this guideline publication and can be ordered from:

- Salmat or
- CSL Limited  
<http://resources.transfusion.com.au/cdm/singleitem/collection/p16691coll1/id/29/rec/6> or
- downloaded from:  
<http://resources.transfusion.com.au/cdm/ref/collection/p16691coll1/id/129>

The Australian & New Zealand Society of Blood Transfusion at <http://www.anzsb.org.au/>

Royal Australian & New Zealand College of Obstetricians & Gynaecologists at <http://www.ranzcog.edu.au/>

National Blood Authority at <http://www.nba.gov.au/>

National Health & Medical Research Council at <http://www.nhmrc.gov.au/>



Royal College of Obstetricians and Gynaecologists (RCOG) (2011) *Green Top Guideline No 22: The Use of Anti-D Immunoglobulin for Rhesus D Prophylaxis*, 3<sup>rd</sup> edition at <http://www.rcog.org.uk/womens-health/clinical-guidance/use-anti-d-immunoglobulin-rh-prophylaxis-green-top-22>

---


## 7 REFERENCES

- <sup>1</sup> Australian Red Cross Blood Service and The Royal Australian and New Zealand College of Obstetricians & Gynaecologists, (2003), *Guidelines on the prophylactic use of Rh D immunoglobulin (anti-D) in obstetrics*.
- <sup>2</sup> Australian & New Zealand Society of Blood Transfusion Ltd and The Royal Australian and New Zealand College of Obstetricians and Gynaecologists, (2007), *Guidelines for Blood Grouping & Antibody Screening in the Antenatal and Perinatal Setting*. Available at [http://www.anzsb.org.au/publications/documents/Antenatal\\_Guidelines\\_Mar07.pdf](http://www.anzsb.org.au/publications/documents/Antenatal_Guidelines_Mar07.pdf)
- <sup>3</sup> Australian & New Zealand Society of Blood Transfusion, (2002), *Laboratory Assessment of Fetomaternal Haemorrhage*. Available at: [http://www.anzsb.org.au/publications/documents/ANZSBTguide\\_Nov02a.pdf](http://www.anzsb.org.au/publications/documents/ANZSBTguide_Nov02a.pdf)

**8 APPENDIX 1 RH (D) IMMUNOGLOBULIN PATIENT CONSENT**

|  |  |  |   |  |
|--|--|--|---|--|
| <br>SMR020060<br><br>Holes Punched as per AS 2828.1: 2012<br>BINDING MARGIN - NO WRITING<br><br>○<br><br>○  | <br><b>NSW Health</b> | FAMILY NAME _____ MRN _____  |   |  |
|  | Facility: _____  | GIVEN NAME _____ <input type="checkbox"/> MALE <input type="checkbox"/> FEMALE | D.O.B. ____/____/____ M.O. _____                    |  |
|  | <b>RH (D) IMMUNOGLOBULIN<br/>PATIENT CONSENT</b>   | ADDRESS _____  |   |  |
|  |  | LOCATION / WARD _____  |   |  |
|  |  | COMPLETE ALL DETAILS OR AFFIX PATIENT LABEL HERE                               |   |  |
| <p><b>CONSENT</b></p> <p>I confirm that I have received information relating to Rh (D) immunoglobulin and that I understand that it is a blood product. I confirm that I understand the information provided and have had an opportunity to discuss the information, ask questions and have any concerns addressed.</p> <p>I consent to receive the recommended administration of Rh (D) immunoglobulin as outlined in the information brochure provided to me in one or more of the following instances. This includes Rh(D) immunoglobulin for:</p> <p>Tick as applicable</p> <p><input type="checkbox"/> Potentially sensitising events both during and after the first trimester</p> <p><input type="checkbox"/> Routine antenatal prophylaxis during the third trimester</p> <p><input type="checkbox"/> Routine postnatal prophylaxis</p> <p>or at other times as recommended by the Health Service.</p> <p>Printed Name .....</p> <p>Signature ..... Date ...../...../.....</p> <p>Interpreter ..... Date ...../...../.....</p> <p><b>CLINICIAN PROVISION OF INFORMATION</b></p> <p>I confirm that I have provided information relating to Rh (D) immunoglobulin which outlines the risks and benefits of receiving and/or declining Rh (D) immunoglobulin and the situations under which Rh(D) immunoglobulin is recommended. I have given the woman an opportunity to discuss the information, ask questions and have any concerns addressed.</p> <p>Printed Name ..... Designation .....</p> <p>Signature ..... Date ...../...../.....</p> |  |  |   |  |
| NH606696 140314  | NO WRITING   |  | SMR020.060<br>RH (D) IMMUNOGLOBULIN PATIENT CONSENT |  |



|   |  |   |
|---|--|---|
|    | FAMILY NAME                                      | MRN   |
|   | GIVEN NAME                                       | <input type="checkbox"/> MALE <input type="checkbox"/> FEMALE |
| Facility:   | D.O.B. ____/____/____                            | M.O.  |
|   | ADDRESS  |   |
| <b>RH (D) IMMUNOGLOBULIN<br/>PATIENT CONSENT</b>  |  |   |
|   | LOCATION / WARD                                  |   |
|   | COMPLETE ALL DETAILS OR AFFIX PATIENT LABEL HERE |   |
| <p><b>REFUSAL</b> (delete if not required)</p> <p>I decline to receive the recommended administration of Rh (D) immunoglobulin as outlined in the information brochure provided to me in one or more of the following instances. This includes Rh (D) immunoglobulin for:</p> <p>Tick as applicable</p> <p><input type="checkbox"/> Potentially sensitising events both during and after the first trimester</p> <p><input type="checkbox"/> Routine antenatal prophylaxis during the third trimester</p> <p><input type="checkbox"/> Routine postnatal prophylaxis</p> <p>Reason/s for objection:</p> <p>.....</p> <p>.....</p> <p>.....</p> <p>.....</p> <p>Printed Name .....</p> <p>Signature ..... Date ...../...../.....</p> <p>Interpreter ..... Date ...../...../.....</p> <p><b>CLINICIAN DECLARATION WHEN Rh(D) IMMUNOGLOBULIN IS DECLINED</b></p> <p>I have fully explained to the above woman the risks to future pregnancies as well as the risk to the mother of serum antibodies which may make future cross-matches/transfusions more difficult or limited.</p> <p>Printed Name ..... Designation .....</p> <p>Signature ..... Date ...../...../.....</p> |  |   |

Holes Punched as per AS2828-1: 2012  
BINDING MARGIN - NO WRITING



**9 ATTACHMENT 1: IMPLEMENTATION CHECKLIST**

|   |                          |                            |                          |
|---|--------------------------|----------------------------|--------------------------|
| <b>LHD/Facility:</b>  |                          |                            |                          |
| <b>Assessed by:</b>   |                          | <b>Date of Assessment:</b> |                          |
| <b>IMPLEMENTATION REQUIREMENTS</b>  | <b>Not commenced</b>     | <b>Partial compliance</b>  | <b>Full compliance</b>   |
| 1. All Rh (D) negative women are provided with written and verbal information on their Rh status and the use of Rh (D) Immunoglobulin   | <input type="checkbox"/> | <input type="checkbox"/>   | <input type="checkbox"/> |
|   | <u>Notes:</u>            |                            |                          |
| 2. All Rh (D) negative women sign the written consent form documenting their consent or refusal to Rh (D) Immunoglobulin  | <input type="checkbox"/> | <input type="checkbox"/>   | <input type="checkbox"/> |
|   | <u>Notes:</u>            |                            |                          |
| 3. All Rh (D) negative women who consent to antenatal prophylactic Rh (D) Immunoglobulin receive Rh (D) Immunoglobulin according to the recommended schedule  | <input type="checkbox"/> | <input type="checkbox"/>   | <input type="checkbox"/> |
|   | <u>Notes:</u>            |                            |                          |
| 4. That education is provided to ensure that all staff are aware that Rh (D) Immunoglobulin prophylaxis is a completely separate administration from Rh (D) Immunoglobulin required for potentially sensitising events regardless of when Rh (D) Immunoglobulin has previously been administered. | <input type="checkbox"/> | <input type="checkbox"/>   | <input type="checkbox"/> |
|   | <u>Notes:</u>            |                            |                          |
| 5.  | <input type="checkbox"/> | <input type="checkbox"/>   | <input type="checkbox"/> |
|   | <u>Notes:</u>            |                            |                          |
| 6.  | <input type="checkbox"/> | <input type="checkbox"/>   | <input type="checkbox"/> |
|   | <u>Notes:</u>            |                            |                          |